







# RPOs & PublicInput




Making PublicInput Easier, Faster, and More Practical for RPOs

## What You Told Us

-  Training was awhile ago
-  Not sure where to start
-  Limited time
-  Setup effort concerns



## What's Changing

-  Starter Kits/Templates aligned to your planning cycles
-  Monthly working sessions (not just training)
-  Direct feedback loop to shape support

# Starter Kits: Built Around Your Workflow

## The Problem:

“I don’t have time to build this from scratch.”

## The Solution:

Plug and play templates aligned to real RPO workflows.

### Initial focus areas:

**TIP/Funding Priorities**

#### **CTP Early Visioning**

Launch community input at the start of the planning process

#### **Draft Plan Feedback**

Structured surveys for collecting reactions to draft recommendations

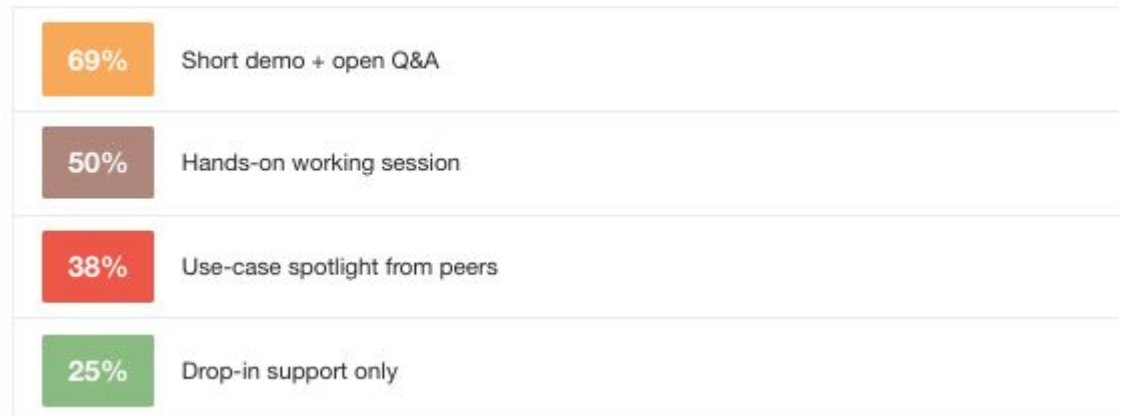
**Prioritization Project Input**

# Monthly Working Sessions

## Monthly Structured Office Hours

- 10- minute RPO spotlight
- Peer Examples
- Live Q & A and build support
- First session targeting late March

What format would you prefer for an office hours session?



# You're Not Just Users- You're Our Customers

As an RPO, you are our customer. Our commitment is to make sure you have everything you need to run effective, efficient public engagement.



## Visibility

Clear view into what's available and what's coming — no surprises, no gaps.



## Responsiveness

Faster answers and proactive check-ins so you're never waiting on us.

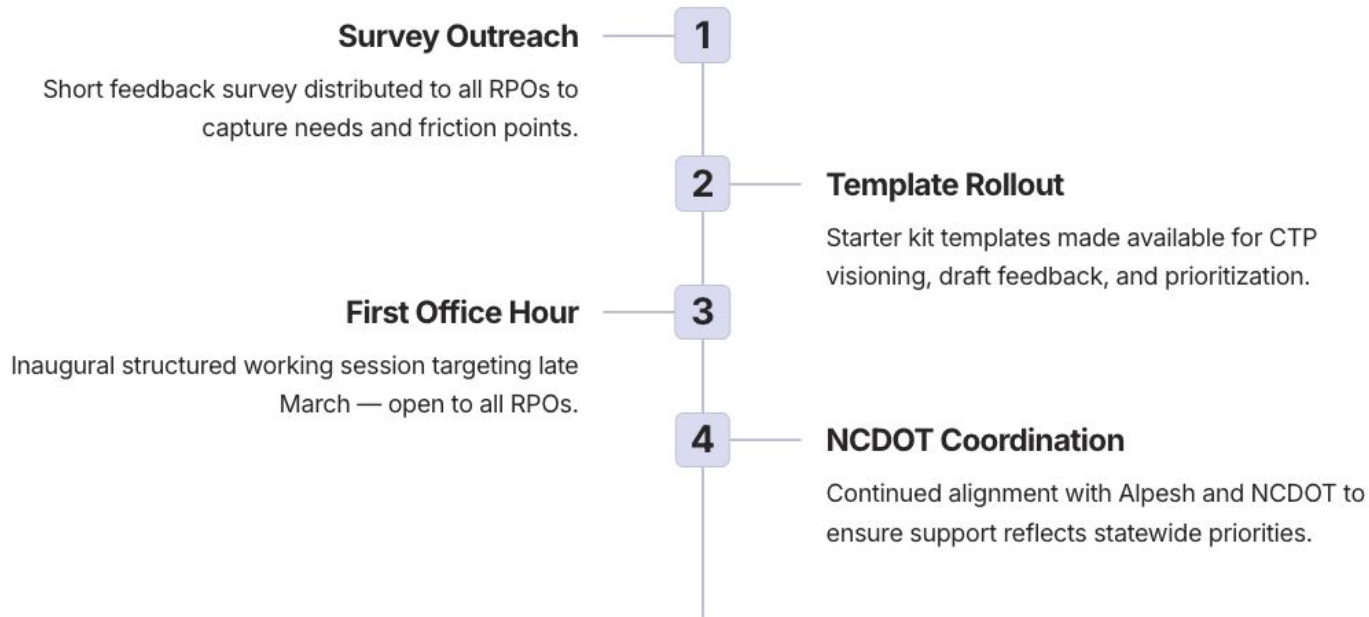


## Clear Engagement Pathways

Easy ways to deploy tools, get help, and share results with stakeholders.

# What to Expect in the Next 60 Days

We're committed to making this partnership work for you. Here's what's coming — and when.



We're committed to making this partnership work for you — every step of the way.